



DRIVE THE **創新科藝 啓動未來**  
FUTURE



## 广州欧特士传动设备有限公司

GUANGZHOU HAITEC TRANSMISSION EQUIPMENT CO., LTD

### 广州总部：

地址：广州市天河区东圃镇珠吉公路东安工业区D1栋（510660）

电话：020-32351758 传真：020-32353079

网址：[Http://www.haitec.com.cn](http://www.haitec.com.cn)

E-mail: [simon@kineticltd.com.hk](mailto:simon@kineticltd.com.hk)

### 苏州办事处：

地址：苏州市苏州工业园区蠡塘路18号（215122）

电话：0512-86668670

传真：0512-86668675



电机样本

广州欧特士传动设备有限公司  
Guangzhou Haitec Transmission Equipment Co., Ltd



### 一、Y2系列三相异步电动机技术参数

#### 1, Y2 series Three-phase asynchronous motor parameters




表1/Table 1

型号	额定功率 (Kw)	额定电流 (A)	额定效率 (η%)	额定功率因数 (COSΦ)	堵转电流 额定电流	堵转转矩 额定转矩	最大转矩 额定转矩
Type	Rated Power	Rated Current	Rated Efficiency	Rated Power Factor	Locked Rotor Current	Locked Torque Rated Torque	Max Torque Rated Torque
Y2-63M1-2	0.18	0.51	65.0	0.80	5.5	2.2	2.2
Y2-63M2-2	0.25	0.67	68.0	0.81	5.8	2.2	2.2
Y2-71M1-2	0.37	0.98	70.0	0.81	6.1	2.2	2.2
Y2-71M2-2	0.55	1.33	73.0	0.82	6.4	2.2	2.3
Y2-80M1-2	0.75	1.78	75.0	0.83	6.7	2.2	2.3
Y2-80M2-2	1.1	2.49	77.0	0.85	7.0	2.2	2.3
Y2-90L2	1.5	3.34	79.0	0.85	7.2	2.2	2.3
Y2-100L-2	2.2	4.69	81.0	0.86	7.6	2.2	2.3
Y2-112M-2	3.0	6.14	83.0	0.87	7.7	2.2	2.3
Y2-132S1-2	4.0	7.83	84.0	0.88	7.8	2.2	2.3
Y2-132S2-2	5.5	10.7	85.0	0.88	8.0	2.2	2.3
Y2-160M1-2	7.5	14.2	86.0	0.88	7.4	2.2	2.3
Y2-160M2-2	11	20.9	88.0	0.89	7.7	2.2	2.3
Y2-160L-2	15	27.9	89.0	0.89	7.9	2.2	2.3
Y2-180M-2	18.5	33.9	90.0	0.90	8.0	2.2	2.3
Y2-200L1-2	22	40.5	90.0	0.90	8.0	2.0	2.3
Y2-200L2-2	30	54.8	91.2	0.90	7.4	2.0	2.3
Y2-225M-2	37	66.6	92.0	0.90	7.6	2.0	2.3
Y2-250M-2	45	81.0	92.5	0.90	7.6	2.0	2.3
Y2-280S-2	55	99.6	92.8	0.90	7.6	2.0	2.3
Y2-280S-2	75	133.3	93.5	0.91	7.7	2.0	2.3
Y2-315S-2	90	158.2	93.8	0.91	7.7	2.0	2.3
Y2-315M-2	110	195.1	94.0	0.91	7.1	1.8	2.2
Y2-315L1-2	132	231.6	94.5	0.91	7.1	1.8	2.2
Y2-315L-2	160	279.6	94.6	0.92	7.2	1.8	2.2
	200	347.7	95.0	0.92	7.2	1.8	2.2

表2/Table 2

型号	额定功率 (Kw)	额定电流 (A)	额定效率 (η%)	额定功率因数 (COSΦ)	堵转电流 额定电流	堵转转矩 额定转矩	最大转矩 额定转矩
Type	Rated Power	Rated Current	Rated Efficiency	Rated Power Factor	Locked Rotor Current	Locked Torque Rated Torque	Max Torque Rated Torque
Y2-63M1-4	0.12	0.43	57.0	0.72	0.72	2.0	2.2
Y2-63M2-4	0.18	0.61	60.0	0.73	0.73	2.0	2.2
Y2-71M1-4	0.25	0.76	65.0	0.74	0.74	2.0	2.2
Y2-71M2-4	0.37	1.07	67.0	0.75	0.75	2.0	2.2
Y2-80M1-4	0.55	1.54	71.0	0.75	0.75	2.4	2.3
Y2-80M2-4	0.75	1.99	73.0	0.77	0.77	2.4	2.3
Y2-90S-4	1.1	2.8	75.0	0.79	0.79	2.3	2.3
Y2-90L-4	1.5	3.65	78.0	0.79	0.79	2.3	2.3
Y2-100L1-4	2.2	5.05	80.0	0.81	0.81	2.3	2.3
Y2-100L2-4	3.0	6.64	82.0	0.82	0.82	2.3	2.3
Y2-112M-4	4.0	8.68	84.0	0.82	0.82	2.3	2.3
Y2-132S-4	5.5	11.5	85.0	0.84	0.84	2.3	2.3
Y2-132M-4	7.5	15.3	87.0	0.84	0.84	2.3	2.3
Y2-160M-4	11.0	22.2	88.0	0.85	0.85	2.2	2.3
Y2-160L-4	15.0	29.8	89.0	0.85	0.85	2.2	2.3
Y2-180M-4	18.5	36.1	90.7	0.85	0.85	2.2	2.3
Y2-180L-4	22	42.6	91.2	0.85	0.85	2.2	2.3
Y2-200L-4	30	57.5	92.0	0.86	0.86	2.2	2.3
Y2-225S-4	37	69.6	92.5	0.87	0.87	2.2	2.3
Y2-225M-4	45	84.0	93.0	0.87	0.87	2.2	2.3
Y2-250M-4	55	102.9	93.2	0.87	0.87	2.2	2.3
Y2-280S-4	75	138.0	94.0	0.87	0.87	2.2	2.3
Y2-280M-4	90	165.6	94.2	0.87	0.87	2.2	2.3
Y2-315S-4	110	200.2	94.5	0.88	0.88	2.1	2.2
Y2-315M-4	132	239.1	94.8	0.88	0.88	2.1	2.2
Y2-315L1-4	160	288.0	94.9	0.89	0.89	2.1	2.2
Y2-315L2-4	200	358.9	95.2	0.89	0.89	2.1	2.2

客户如有其它要求，可按订单制作。

If the client has other requirements, the manufacture can be done according to the order.



表3/Table 3

型号	额定功率 (Kw)	额定电流 (A)	额定效率 (η%)	额定功率因数 (COSΦ)	堵转电流 额定电流	堵转转矩 额定转矩	最大转矩 额定转矩
Type	Rated Power	Rated Current	Rated Efficiency	Rated Power Factor	Locked Rotor Current	Locked Torque Rated Torque	Max Torque Rated Torque
Y2-71M1-6	0.18	0.71	58.0	0.66	3.3	1.9	2.0
Y2-71M2-6	0.25	0.92	59.0	0.68	4.6	1.9	2.0
Y2-80M1-6	0.37	1.27	62.0	0.70	4.8	1.9	2.0
Y2-80M2-6	0.55	1.74	65.0	0.72	5.1	1.9	2.1
Y2-90S-6	0.75	2.23	70.0	0.72	5.6	2.1	2.1
Y2-90L-6	1.1	3.10	73.0	0.73	5.7	2.1	2.1
Y2-100L-6	1.5	3.89	76.0	0.76	6.1	2.2	2.1
Y2-112M-6	2.2	5.46	79.0	0.76	6.3	2.2	2.1
Y2-132S-6	3.0	7.1	81.0	0.76	6.5	2.2	2.1
Y2-132M1-6	4.0	9.3	83.0	0.76	6.7	2.2	2.1
Y2-132M2-6	5.5	12.3	84.0	0.77	7.0	2.2	2.1
Y2-160M-6	7.5	16.7	86.0	0.78	6.6	1.8	2.1
Y2-160L-6	11	23.6	87.0	0.79	6.7	1.9	2.1
Y2-180L-6	15	30.7	89.0	0.81	7.1	2.1	2.1
Y2-200L1-6	18.5	37.7	90.0	0.82	7.2	2.1	2.1
Y2-200L2-6	22	44.1	90.5	0.83	7.5	2.1	2.1
Y2-225M-6	30	58.4	91.5	0.85	7.1	2.1	2.1
Y2-250M-6	37	70.4	92.0	0.86	7.2	2.1	2.1
Y2-280S-6	45	85.4	92.5	0.86	7.2	2.1	2.0
Y2-280M-6	55	103.3	92.8	0.86	7.3	2.1	2.0
Y2-315S-6	75	140.2	93.5	0.86	7.4	2.0	2.0
Y2-315M-6	90	167.0	93.6	0.86	7.4	2.0	2.0
Y2-315L1-6	110	202.3	94.0	0.86	6.8	2.0	2.0
Y2-315L2-6	132	242.3	94.2	0.87	6.8	2.0	2.0

※客户如有其它要求,可按订单制作。 ※160机座以上外壳铸铁  
 ※If the client has other requirements, the manufacture can be done according to the order.  
 ※More than 160 shell of cast iron machine base

表4/Table 4

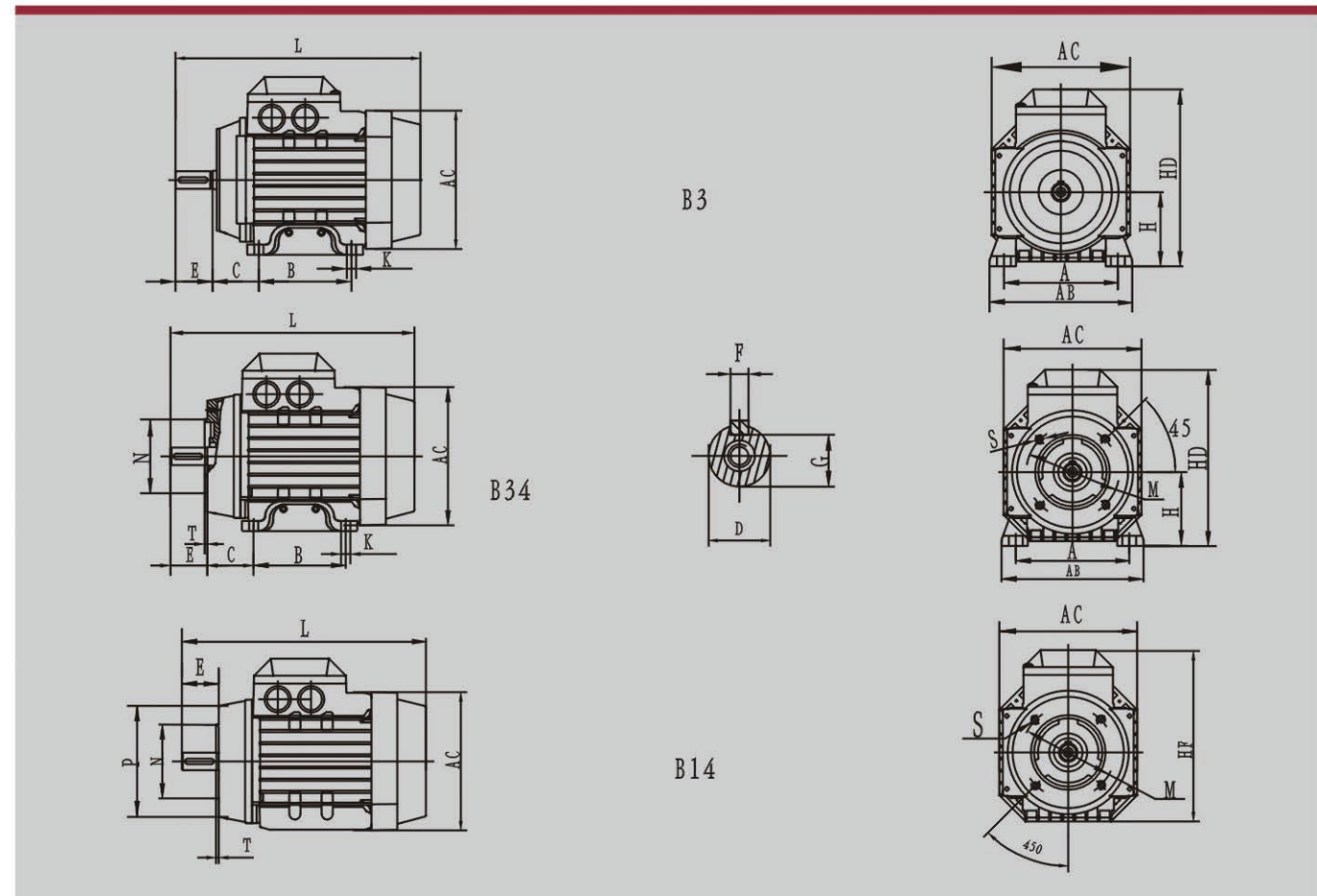
型号	额定功率 (Kw)	额定电流 (A)	额定效率 (η%)	额定功率因数 (COSΦ)	堵转电流 额定电流	堵转转矩 额定转矩	最大转矩 额定转矩
Type	Rated Power	Rated Current	Rated Efficiency	Rated Power Factor	Locked Rotor Current	Locked Torque Rated Torque	Max Torque Rated Torque
Y2-80M1-8	0.18	0.86	51.1	0.61	3.3	1.7	1.9
Y2-80M2-8	0.25	1.14	54.0	0.61	3.6	1.7	1.9
Y2-90S-8	0.37	1.47	63.0	0.61	4.4	1.7	1.9
Y2-90L-8	0.55	2.10	64.0	0.62	4.7	1.7	2.0
Y2-100L1-8	0.75	2.34	70.0	0.67	5.0	1.8	2.0
Y2-100L2-8	1.1	3.22	72.0	0.68	5.3	1.8	2.0
Y2-112M-8	1.5	4.41	75.0	0.68	5.5	1.8	2.0
Y2-132S-8	2.2	6.0	78.0	0.71	5.8	1.8	2.0
Y2-132M-8	3.0	7.6	79.0	0.73	5.9	1.8	2.0
Y2-160M1-8	4.0	10.0	81.0	0.73	6.2	1.9	2.0
Y2-160M2-8	5.0	13.3	83.0	0.74	6.5	1.9	2.0
Y2-160L-8	7.5	17.8	85.0	0.75	6.3	1.9	2.0
Y2-180L-8	11	24.9	87.0	0.76	6.6	1.9	2.0
Y2-200L-8	15	33.3	88.0	0.76	6.7	1.9	2.0
Y2-225S-8	18.5	40.1	90.0	0.77	6.8	1.9	2.0
Y2-225M-8	22	46.8	90.5	0.78	7.0	1.9	2.0
Y2-250M-8	30	63.0	91.0	0.79	6.6	1.9	2.0
Y2-280S-8	37	76.2	91.5	0.80	6.7	1.9	2.0
Y2-280M-8	45	92.5	92.0	0.80	6.9	1.9	2.0
Y2-315S-8	55	110.4	92.8	0.81	6.9	1.8	2.0
Y2-315M-8	75	148.1	93.0	0.81	7.0	1.8	2.0
Y2-315L1-8	90	177.6	93.8	0.82	7.1	1.8	2.0
Y2-315L2-8	110	215.8	94.0	0.82	6.4	1.8	2.0

※客户如有其它要求,可按订单制作。 ※160机座以上外壳铸铁  
 ※If the client has other requirements, the manufacture can be done according to the order.  
 ※More than 160 shell of cast iron machine base



## 二、Y2系列三相异步电动机外型及安装尺寸

### 2, Y2 series Three-phase asynchronous motor appearance and installation dimensions



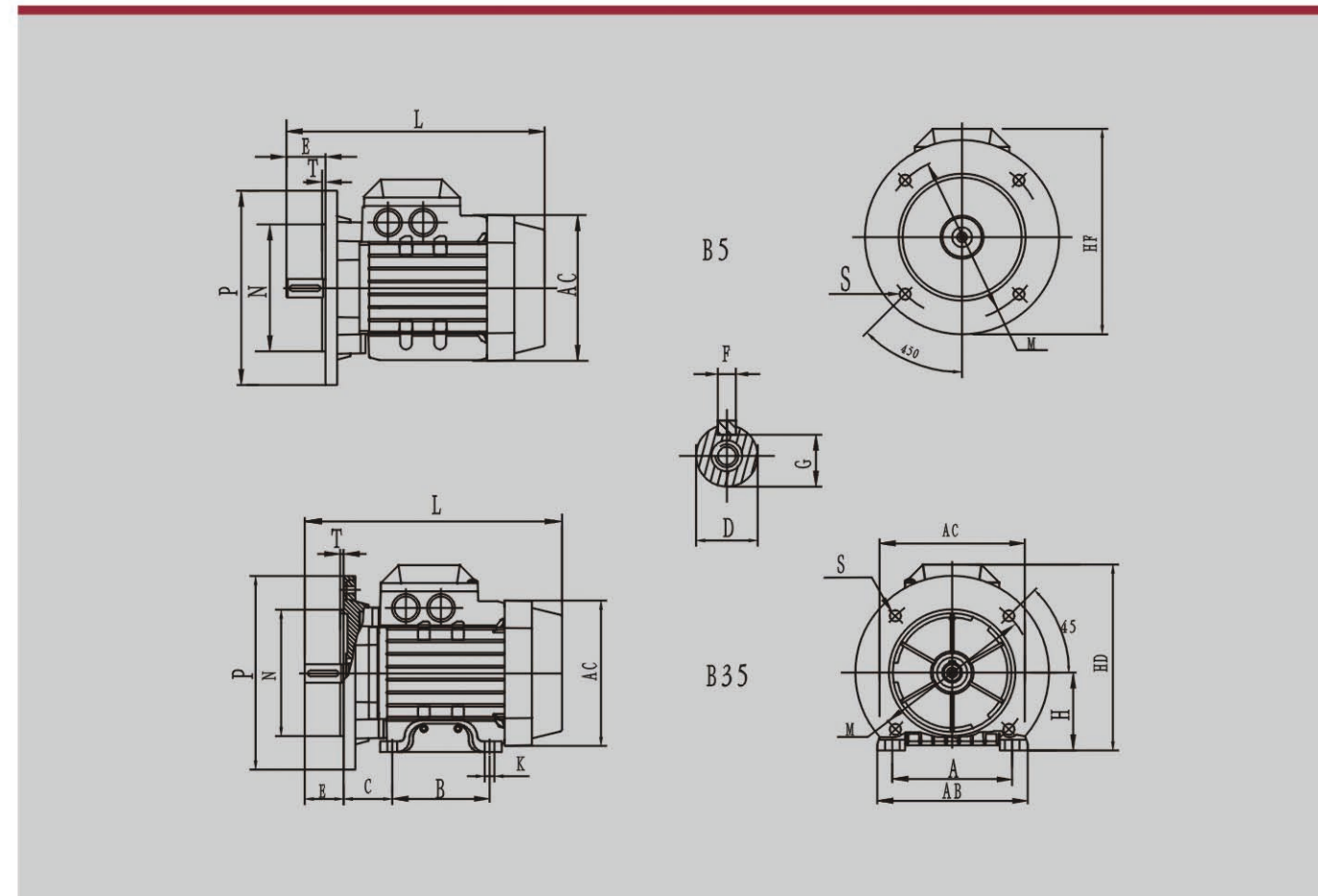
机座号	外型及安装尺寸 Installation Dimensions																			
Machine Base No.	A	B	C	D	E	F	G	H	K	M	N	P	S	T	AB	AC	HD	HF	L	
63M	100	80	40	Ø11	23	4	8.5	63	Ø7	75/115	60/95	90/140	M5/Ø10	2.5	115	120×120	171	178	205	
71M	112	90	45	Ø14	30	5	11	71	Ø7	85/130	70/110	105/160	M6/Ø10	3.5	136	130×130	176	185	238	
80M	125	100	50	Ø19	40	6	15.5	80	Ø10	100/165	80/130	120/200	M6/Ø12	3.5	154	145×145	190	210	265	
90S	140	100	56	Ø24	50	8	20	90	Ø10	115/165	95/130	140/200	M8/Ø12	3.5	180	177×177	216	206	280	
90L	140	125	56	Ø24	50	8	20	90	Ø10	115/165	95/130	140/200	M8/Ø12	3.5	180	177×177	216	206	280	
100L	160	140	63	Ø28	60	8	24	100	Ø12	130/215	110/180	160/250	M8/Ø15	4	205	197×197	236	261	348	
112M	190	140	70	Ø28	60	8	24	112	Ø12	130/215	110/180	160/250	M8/Ø15	4	222	221×221	258	270	361	
132S	216	140	89	Ø38	80	10	33	132	Ø12	265	230	300	15	4	280	263×263	296	313	482	
132M	216	178	89	Ø38	80	10	33	132	Ø12	265	230	300	15	4	280	263×263	296	313	512	

\*此外型图及安装尺寸用于铝机筒电机。

\*表中有"/"符号的, 分子为B14安装尺寸,分母为B5安装尺寸。

\* Such overall and installation dimensions apply to the motor with aluminum cylinder.

\* The table with "/" symbol, molecular size for the B14 installation, the denominator of B5 mounting dimensions.



机座号	外型及安装尺寸 Installation Dimensions																			
Machine Base No.	A	B	C	D	E	F	G	H	K	M	N	P	S	T	AB	AC	HD	HF	L	
63M	100	80	40	Ø11	23	4	8.5	63	Ø7	75/115	60/95	90/140	M5/Ø10	2.5	115	120×120	171	178	205	
71M	112	90	45	Ø14	30	5	11	71	Ø7	85/130	70/110	105/160	M6/Ø10	3.5	136	130×130	176	185	238	
80M	125	100	50	Ø19	40	6	15.5	80	Ø10	100/165	80/130	120/200	M6/Ø12	3.5	154	145×145	190	210	265	
90S	140	100	56	Ø24	50	8	20	90	Ø10	115/165	95/130	140/200	M8/Ø12	3.5	180	177×177	216	206	280	
90L	140	125	56	Ø24	50	8	20	90	Ø10	115/165	95/130	140/200	M8/Ø12	3.5	180	177×177	216	206	280	
100L	160	140	63	Ø28	60	8	24	100	Ø12	130/215	110/180	160/250	M8/Ø15	4	205	197×197	236	261	348	
112M	190	140	70	Ø28	60	8	24	112	Ø12	130/215	110/180	160/250	M8/Ø15	4	222	221×221	258	270	361	
132S	216	140	89	Ø38	80	10	33	132	Ø12	265	230	300	15	4	280	263×263	296	313	482	
132M	216	178	89	Ø38	80	10	33	132	Ø12	265	230	300	15	4	280	263×263	296	313	512	

\*此外型图及安装尺寸用于铝机筒电机。

\*表中有"/"符号的, 分子为B14安装尺寸,分母为B5安装尺寸。

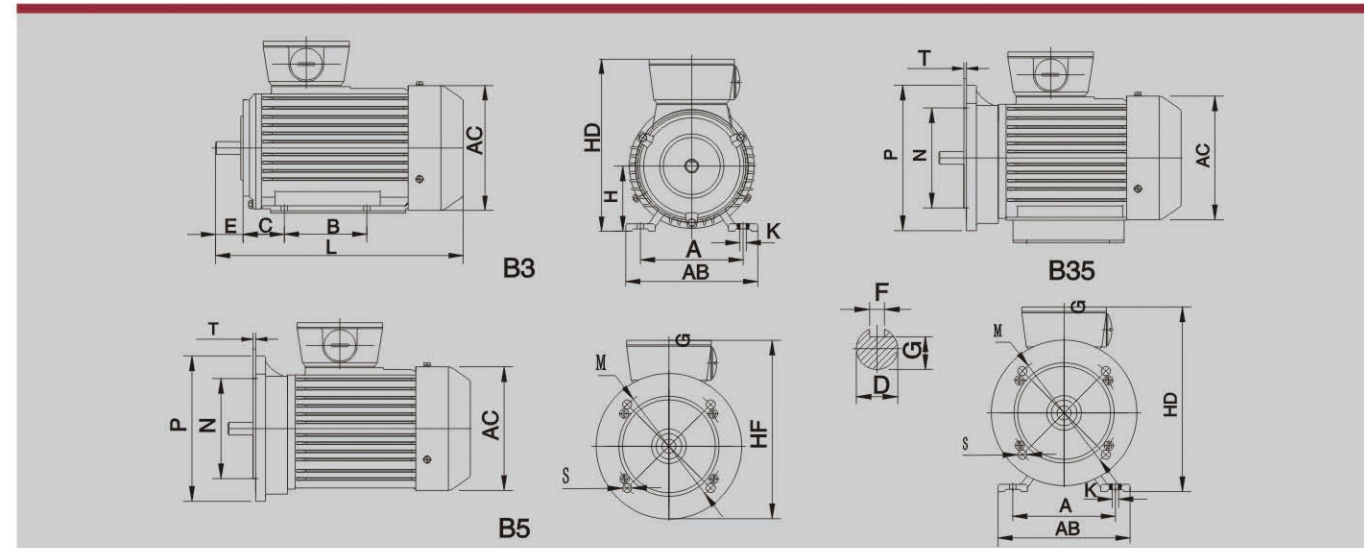
\* Such overall and installation dimensions apply to the motor with aluminum cylinder.

\* The table with "/" symbol, molecular size for the B14 installation, the denominator of B5 mounting dimensions.



### 三、铸铁三相异步电动机外型及安装尺寸

3, Three-phase asynchronous motor appearance and installation dimensions



机座号	外型及安装尺寸 Installation Dimensions																		
Machine Base No.	A	B	C	D	E	F	G	H	K	M	N	P	S	T	AB	AC	HD	HF	L
160M	254	210	108	Ø42	110	12	37	160	Ø15	300	250	350	Ø19	5	320	330	420	385	615
160L	254	254	108	Ø42	110	12	37	160	Ø15	300	250	350	Ø19	5	320	330	420	385	670
180M	279	241	121	Ø48	110	14	42.5	180	Ø15	300	250	350	Ø19	5	355	380	455	430	700
180L	279	279	121	Ø48	110	14	42.5	180	Ø15	300	250	350	Ø19	5	355	380	455	430	740
200L	318	305	133	Ø55	110	16	49	200	Ø19	350	300	400	Ø19	5	395	420	505	480	770
225S 4P、8P	356	286	149	Ø60	140	18	53	225	Ø19	400	350	450	Ø19	5	435	470	560	535	815
225M 2P	356	311	149	Ø55	110	16	49	225	Ø19	400	350	450	Ø19	5	435	470	560	535	820
225M 4P、6P、8P	356	311	149	Ø60	140	18	53	225	Ø19	400	350	450	Ø19	5	435	470	560	535	845
250M 2P	406	349	168	Ø60	140	18	53	250	Ø24	500	450	550	Ø19	5	490	510	615	595	910
250M 4P、6P、8P	406	349	168	Ø65	140	18	58	250	Ø24	500	450	550	Ø19	5	490	510	615	595	910
280S 2P	457	368	190	Ø65	140	18	58	280	Ø24	500	450	550	Ø19	5	550	580	680	650	985
280S 4P、6P、8P	457	368	190	Ø75	140	20	67.5	280	Ø24	500	450	550	Ø19	5	550	580	680	650	985
280M 2P	457	419	190	Ø65	140	18	58	280	Ø24	500	450	550	Ø19	5	550	580	680	650	1035
280M 4P、6P、8P	457	419	190	Ø75	140	20	67.5	280	Ø24	500	450	550	Ø19	5	550	580	680	650	1035
315S 2P	508	406	216	Ø65	140	18	58	315	Ø28	600	550	660	Ø24	6	635	645	845	—	1160
315S 4P、6P、8P	508	406	216	Ø80	170	22	71	315	Ø28	600	550	660	Ø24	6	635	645	845	—	1270
315M 2P	508	457	216	Ø65	140	18	58	315	Ø28	600	550	660	Ø24	6	635	645	845	—	1190
315M 4P、6P、8P	508	457	216	Ø80	170	22	71	315	Ø28	600	550	660	Ø24	6	635	645	845	—	1300
315L 2P	508	508	216	Ø65	140	18	58	315	Ø28	600	550	660	Ø24	6	635	645	845	—	1190
315L 4P、6P、8P	508	508	216	Ø80	170	22	71	315	Ø28	600	550	660	Ø24	6	635	645	845	—	1300

\*此外型图及安装尺寸用于铸铁机筒电机  
\*Such overall and installation dimensions apply to the motor with cast iron cylinder.

### 四、单相电容起动电容运转异步电动机220V、50Hz。

4, Single Phase Capacitor Start and Run Asynchronous Motor 220V/50Hz.




表1/Table 1

型号	额定功率 (Kw)	额定电流 (A)	额定效率 (η%)	功率因数 (COSΦ)	堵转电流 (A)	堵转转矩 额定转矩	最大转矩 额定转矩
Type	Rated Power	Rated Current	Rated Efficiency	Rated Power Factor	Locked Rotor	Locked Torque Rated Torque	Max Torque Rated Torque
YL71M1-2	0.37	2.72	67.0	0.92	16	1.8	1.7
YL71M2-2	0.55	3.88	70.0	0.92	21	1.8	1.7
YL80M1-2	0.75	5.15	72.0	0.92	29	1.8	1.7
YL80M2-2	1.1	7.01	75.0	0.95	40	1.8	1.7
YL90S-2	1.5	9.44	76.0	0.95	55	1.7	1.7
YL90L-2	2.2	13.7	77.0	0.95	80	1.7	1.7
YL100L-2	3	18.2	79.0	0.95	110	1.7	1.7
YL71M1-4	0.25	1.99	62.0	0.92	12	1.8	1.7
YL71M2-4	0.37	2.8	65.0	0.92	16	1.8	1.7
YL80M1-4	0.55	4.0	68.0	0.92	21	1.8	1.7
YL80M2-4	0.75	3.94	71.0	0.92	29	1.8	1.7
YL90S-4	1.1	5.22	73.0	0.95	40	1.7	1.7
YL90L-4	1.5	9.57	75.0	0.95	55	1.7	1.7
YL100L1-4	2.2	13.85	76.0	0.95	80	1.7	1.7
YL100L2-4	3.0	18.64	77.0	0.95	110	1.7	1.7



### 五、单相电容运转异步电动机220V/50HZ

5, Single Phase Capacitor Run Asynchronous Motor 220V/50HZ

表2/Table 2

型号	额定功率 (Kw)	额定电流 (A)	额定效率 (η%)	功率因数 (COSΦ)	堵转电流 (A)	堵转转矩 额定转矩	最大转矩 额定转矩
Type	Rated Power	Rated Current	Rated Efficiency	Rated Power Factor	Locked Rotor	Locked Torque Rated Torque	Max Torque Rated Torque
YY63M1-2	0.18	1.37	65.0	0.92	5.0	0.4	1.7
YY63M22	0.25	1.87	66.0	0.92	7.0	0.4	1.7
YY71M1-2	0.37	0.73	67.0	0.92	10	0.35	1.7
YY71M2-2	0.55	3.88	70.0	0.92	15	0.35	1.7
YY80M1-2	0.75	5.15	72.0	0.92	20	0.33	1.7
YY80M2-2	1.1	7.0	75.0	0.95	30	0.33	1.7
YY90S-2	1.5	9.44	76.0	0.95	45	0.30	1.7
YY90L-2	2.2	13.7	77.0	0.95	65	0.30	1.7
YY63M1-4	0.12	1.04	57.0	0.92	3.5	0.40	1.7
YY63M2-4	0.18	1.5	59.0	0.92	5.0	0.40	1.7
YY71M1-4	0.25	2.0	61.0	0.92	7.0	0.35	1.7
YY71M2-4	0.37	2.95	62.0	0.92	10	0.35	1.7
YY80M1-4	0.55	4.25	64.0	0.92	15	0.35	1.7
YY80M2-4	0.75	5.45	68.0	0.92	20	0.32	1.7
YY90S-4	1.1	7.4	71.0	0.95	30	0.32	1.7
YY90L-4	1.5	9.83	73.0	0.95	45	0.30	1.7

### 六、单相电容启动异步电动机220V、50Hz

6, Single Phase Capacitor Start Asynchronous Motor 220V/50Hz

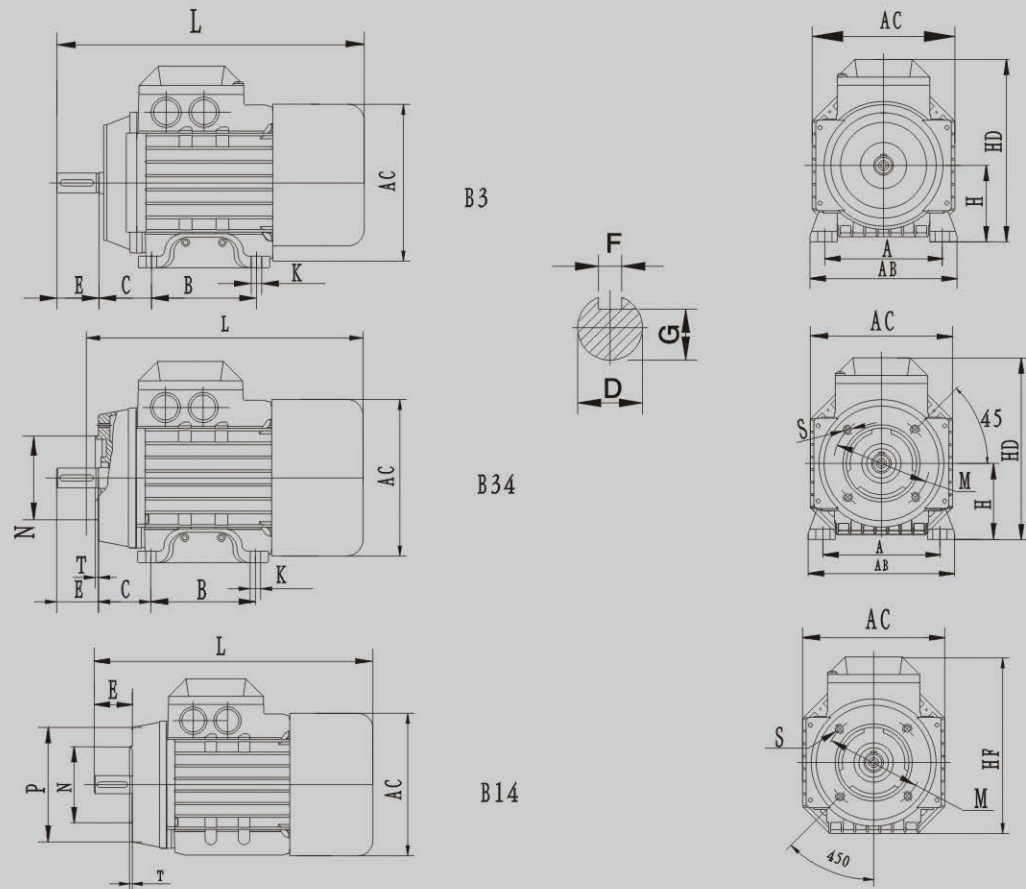
表3/Table 3

型号	额定功率 (Kw)	额定电流 (A)	额定效率 (η%)	功率因数 (COSΦ)	堵转电流 (A)	堵转转矩 额定转矩	最大转矩 额定转矩
Type	Rated Power	Rated Current	Rated Efficiency	Rated Power Factor	Locked Rotor	Locked Torque Rated Torque	Max Torque Rated Torque
YC71M1-2	0.18	1.89	60.0	0.72	12	3.0	1.8
YC71M2-2	0.25	2.4	64.0	0.74	15	3.0	1.8
YC80M1-2	0.37	3.36	65.0	0.77	21	2.8	1.8
YC80M2-2	0.55	4.65	68.0	0.79	29	2.8	1.8
YC90S-2	0.42	6.1	70.0	0.80	37	2.5	1.8
YC90L-2	1.1	8.68	72.0	0.80	60	2.5	1.8
YC100L1-2	1.5	11.4	74.0	0.81	80	2.5	1.8
YC100L2-2	2.2	16.5	75.0	0.81	120	2.2	1.8
YC112M-2	3	21.9	76.0	0.82	150	2.2	1.8
YC132S-2	3.7	26.6	77.0	0.82	175	2.2	1.8
YC71M1-4	0.12	1.88	50.0	0.58	9.0	3.0	1.8
YC71M2-4	0.18	2.49	53.0	0.62	12	2.8	1.8
YC80M1-4	0.25	3.11	58.0	0.63	15	2.8	1.8
YC80M2-4	0.37	4.24	62.0	0.64	21	2.5	1.8
YC90S-4	0.55	5.5	66.0	0.69	29	2.5	1.8
YC90L-4	0.75	6.87	68.0	0.73	37	2.5	1.8
YC100L-4	1.1	9.52	71.0	0.74	60	2.5	1.8
YC100L2-4	1.5	12.5	73.0	0.75	80	2.5	1.8
YC112M-4	2.2	17.8	74.0	0.78	120	2.2	1.8
YC132S-4	3	23.6	75.0	0.77	150	2.2	1.8
YC132M-4	4	28.0	76.0	0.79	175	2.2	1.8



### 七、YY、YC、YL系列单相异步电动机外型及安装尺寸

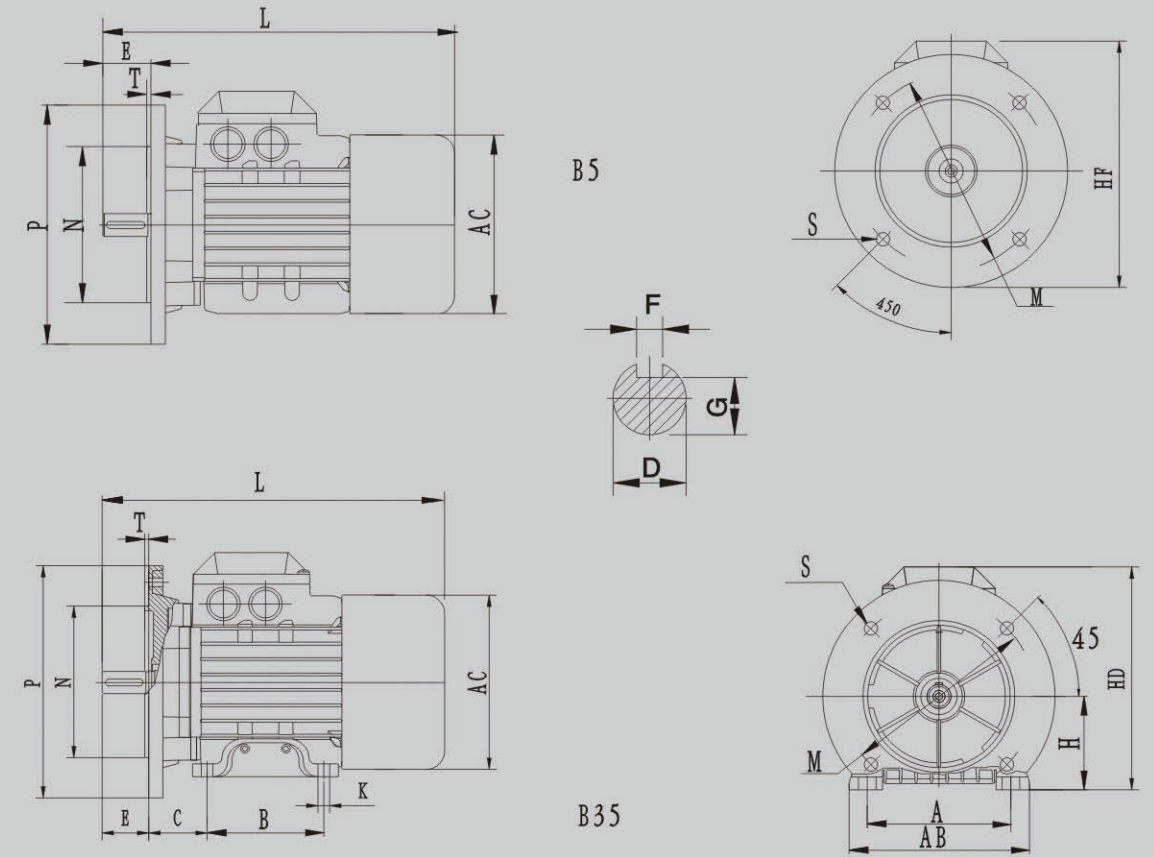
7, series YY, YC, YL single-phase asynchronous motor appearance and installation dimensions



机座号	外型及安装尺寸 Installation Dimensions																		
Machine Base No.	A	B	C	D	E	F	G	H	K	M	N	P	S	T	AB	AC	HD	HF	L
63M	100	80	40	Ø11	23	4	8.5	63	Ø7	75/115	60/95	90/140	M5/Ø10	2.5	115	120×120	171	178	255
71M	112	90	45	Ø14	30	5	11	71	Ø7	85/130	70/110	105/160	M6/Ø10	3.5	136	130×130	176	185	288
80M	125	100	50	Ø19	40	6	15.5	80	Ø10	100/165	80/130	120/200	M6/Ø12	3.5	154	145×145	190	210	315
90S	140	100	56	Ø24	50	8	20	90	Ø10	115/165	95/130	140/200	M8/Ø12	3.5	180	177×177	216	206	330
90L	140	125	56	Ø24	50	8	20	90	Ø10	115/165	95/130	140/200	M8/Ø12	3.5	180	177×177	216	206	330
100L	160	140	63	Ø28	60	8	24	100	Ø12	130/215	110/180	160/250	M8/Ø15	4	205	197×197	236	261	398
112M	190	140	70	Ø28	60	8	24	112	Ø12	130/215	110/180	160/250	M8/Ø15	4	222	221×221	258	270	411
132M	216	178	89	Ø38	80	10	33	132	Ø12	265	230	300	Ø15	4	280	263×263	296	313	562

\*表中有"/"符号的, 分子为B14安装尺寸,分母为B5安装尺寸。

\* The table with "/" symbol, molecular size for the B14 installation, the denominator of B5 mounting dimensions.



机座号	外型及安装尺寸 Installation Dimensions																		
Machine Base No.	A	B	C	D	E	F	G	H	K	M	N	P	S	T	AB	AC	HD	HF	L
63M	100	80	40	Ø11	23	4	8.5	63	Ø7	75/115	60/95	90/140	M5/Ø10	2.5	115	120×120	171	178	255
71M	112	90	45	Ø14	30	5	11	71	Ø7	85/130	70/110	105/160	M6/Ø10	3.5	136	130×130	176	185	288
80M	125	100	50	Ø19	40	6	15.5	80	Ø10	100/165	80/130	120/200	M6/Ø12	3.5	154	145×145	190	210	315
90S	140	100	56	Ø24	50	8	20	90	Ø10	115/165	95/130	140/200	M8/Ø12	3.5	180	177×177	216	206	330
90L	140	125	56	Ø24	50	8	20	90	Ø10	115/165	95/130	140/200	M8/Ø12	3.5	180	177×177	216	206	330
100L	160	140	63	Ø28	60	8	24	100	Ø12	130/215	110/180	160/250	M8/Ø15	4	205	197×197	236	261	398
112M	190	140	70	Ø28	60	8	24	112	Ø12	130/215	110/180	160/250	M8/Ø15	4	222	221×221	258	270	411
132S	216	140	89	Ø38	80	10	33	132	Ø12	265	230	300	Ø15	4	280	263×263	296	313	532
132M	216	178	89	Ø38	80	10	33	132	Ø12	265	230	300	Ø15	4	280	263×263	296	313	562

\*表中有"/"符号的, 分子为B14安装尺寸,分母为B5安装尺寸。

\* The table with "/" symbol, molecular size for the B14 installation, the denominator of B5 mounting dimensions.



### 八、YEJ电磁制动系列三相异步电动机技术参数

#### 8, YEJ series electromagnetic braking Three-phase asynchronous motor parameters

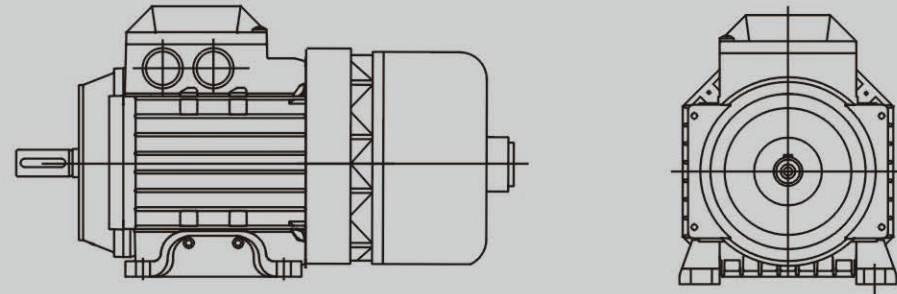
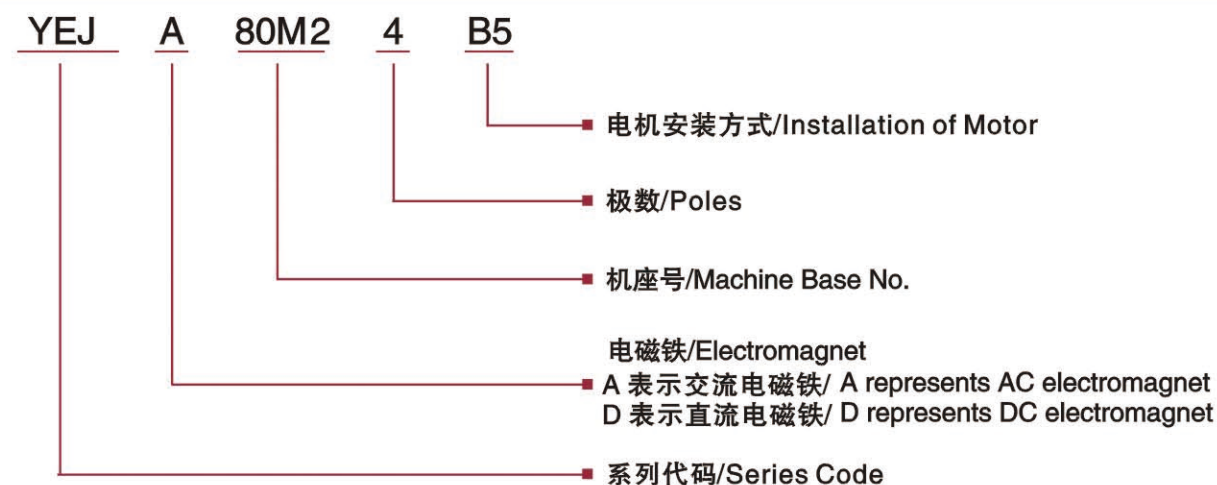


表1/Table 1

型号 Type	额定功率 (Kw)	额定电流 (A)	额定效率 (η%)	额定功率 因数 (COS φ)	堵转电流 额定电流	堵转转矩 额定转矩	最大转矩 额定转矩	静制动力矩 (N.m)		空载时制 动时间 (S)	空载噪声 dB(A)
								直流 DZK	交流 AZM		
YEJ-132S1-2	5.5	10.7	86	0.88	7.5	2.2	2.3	75		0.20	88
YEJ-132S2-2	7.5	14.2	87	0.88							88
YEJ-132S-4	5.5	11.5	85	0.83	7	2.3	75		0.20	83	
YEJ-132M-4	7.5	15.3	87	0.84						83	
YEJ-132S-6	3	7.1	81	0.76	6.5	2.1	2.1		0.20	75	
YEJ-132M1-6	4	9.3	82	0.76						75	
YEJ-132M2-6	5.5	12.3	84	0.77	6	1.8	2		0.20	75	
YEJ-132S-8	2.2	6	78	0.71						71	
YEJ-132M-8	3	7.6	79	0.73							71

#### 电磁制动异步电动机型号标记说明

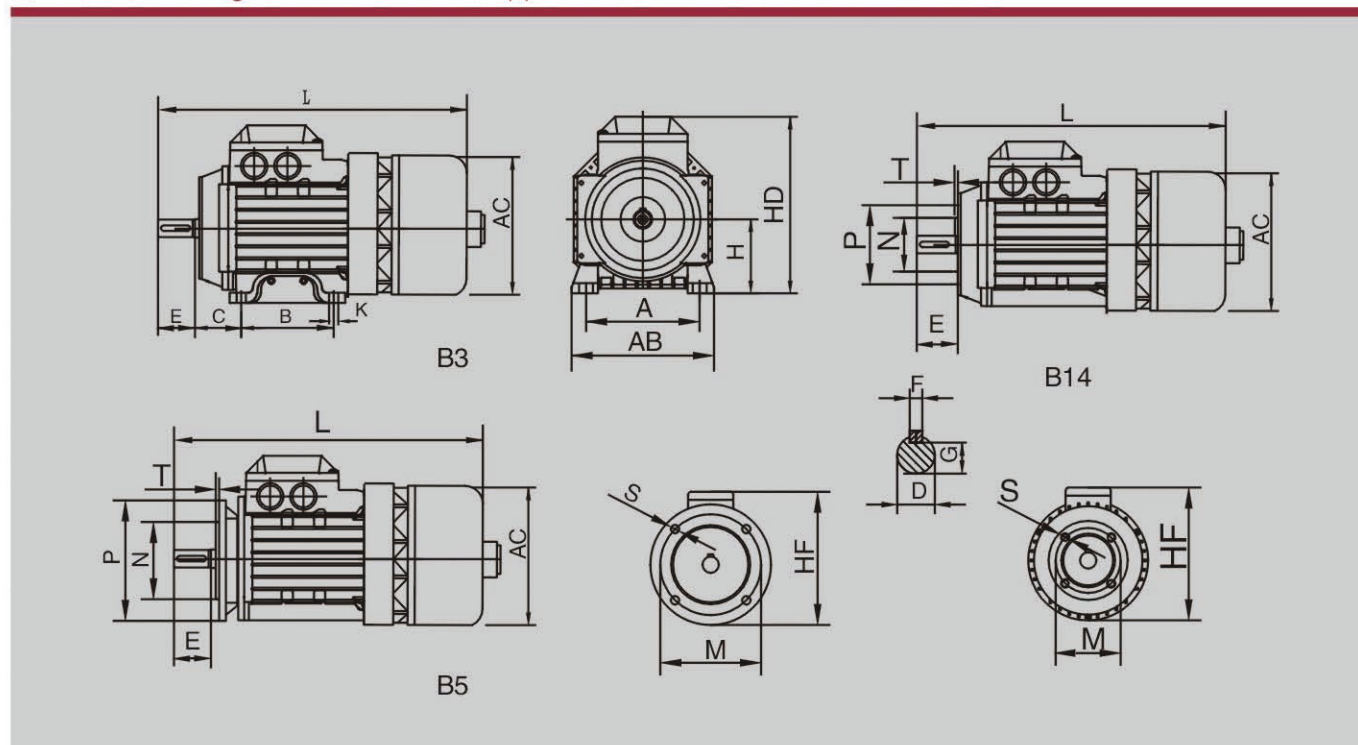


型号 Type	额定功率 (Kw)	额定电流 (A)	额定效率 (η%)	额定功率 因数 (COS φ)	堵转电流 额定电流	堵转转矩 额定转矩	最大转矩 额定转矩	静制动力矩 (N.m)		空载时制 动时间 (S)	空载噪声 dB(A)
								直流 DZK	交流 AZM		
YEJ-63M1-4	0.12	0.43	57	0.72	4.4	2.1	2.2	3.5	14	0.1	64
YEJ-63M2-4	0.18	0.61	60	0.73							64
YEJ-71M1-2	0.37	0.98	70	0.81	6.1	2.2	2.2				64
YEJ-71M2-2	0.55	1.33	73	0.82							64
YEJ-71M1-4	0.25	0.76	65	0.74	5.2	2.1	2.2				58
YEJ-71M2-4	0.37	1.07	67	0.75							58
YEJ-71M3-4	0.55	1.66	71	0.71	5			4	14	0.1	58
YEJ-71M4-4	0.75	2.10	72	0.75							58
YEJ-71M1-6	0.18	0.71	56	0.66	4	1.9	2				56
YEJ-71M2-6	0.25	0.92	59	0.68							56
YEJ-80M1-2	0.75	1.78	75	0.83	6.1	2.2	2.3				71
YEJ-80M2-2	1.1	2.49	77	0.84							75
YEJ-80M1-4	0.55	1.54	71	0.75	5.2	2.4	2.3	7.5	18	0.1	67
YEJ-80M2-4	0.75	1.99	73	0.76							67
YEJ-80M1-6	0.37	1.27	62	0.70	4.7	1.9	2	7.5	18	0.1	62
YEJ-80M2-6	0.55	1.74	65	0.72							62
YEJ-80M1-8	0.18	0.86	51	0.61	3.3	1.8	1.9				60
YEJ-80M2-8	0.25	1.14	54	0.61							60
YEJ-90S-2	1.5	3.34	79	0.84	7	2.2					79
YEJ-90L-2	2.2	4.69	81	0.85							79
YEJ-90S-4	1.1	2.8	75	0.77	6	2.3	2.3				72
YEJ-90L-4	1.5	3.65	78	0.79							72
YEJ-90S-6	0.75	2.23	69	0.72	5.5	2	2.1	15	38	0.15	69
YEJ-90L-6	1.1	3.1	72	0.73							69
YEJ-90S-8	0.37	1.47	62	0.61	4	1.8	1.9				65
YEJ-90L-8	0.55	2.10	63	0.61							65
YEJ-100L-2	3	6.14	83	0.87	7.5	2.2					84
YEJ-100L1-4	2.2	5.05	80	0.81							75
YEJ-100L2-4	3.0	6.64	82	0.82	7.0	2.3	2.3	30	50	0.15	75
YEJ-100L-6	1.5	3.89	76	0.75							71
YEJ-100L1-8	0.75	2.34	71	0.67	4.0	1.8	2				69
YEJ-100L2-8	1.1	3.22	73	0.69							69
YEJ-112M-2	4	7.83	85	0.88	7.5	2.2	2.3				84
YEJ-112M-4	4	8.68	84	0.82							79
YEJ-112M-6	2.2	5.46	79	0.76	6.5	2.0	2.1	40		0.15	71
YEJ-112M-8	1.5	4.41	75	0.69							69



### 九、YEJ电磁制动电动机外型及安装尺寸

#### 9, YEJ electromagnetic brake motors appearance and installation dimensions



机座号 Machine Base No.	安装尺寸 Installation Dimensions														外型尺寸 Overall Dimensions				制动器	
	A	B	C	D	E	F	G	H	K	M	N	P	S	T	AB	AC	HD	HF	L	L
63	100	80	40	Ø11	23	4	8.5	63	Ø7	75/115	60/95	90/140	5/10	2.5/3.0	135	130	180	130		
71	112	90	45	Ø14	30	5	11	71	Ø7	85/130	70/110	105/160	5/10	2.5/3.5	150	145	190	145	380	320
80	125	100	50	Ø19	40	6	15.5	80	Ø10	100/165	80/130	120/200	6/12	3.0/3.5	165	175	220	185	400	350
90S	140	100	56	Ø24	50	8	20	90	Ø10	115/165	95/130	140/200	8/12	3.0/3.5	180	195	250	195	445	400
90L	140	125	56	Ø24	50	8	20	90	Ø10	115/165	95/130	140/200	8/12	3.0/3.5	180	195	250	195	460	410
100L	160	140	63	Ø28	60	8	24	100	Ø12	130/215	110/180	160/250	8/15	3.5/4.0	205	215	270	245	515	470
112M	190	140	70	Ø28	60	8	24	112	Ø12	130/215	110/180	160/250	8/15	3.5/4.0	230	240	300	265	550	500
132S	216	140	89	Ø38	80	10	33	132	Ø12	265	230	300	15	4	270	275	345	315	600	550
132M	216	178	89	Ø38	80	10	33	132	Ø12	265	230	300	15	4	270	275	345	315	625	585

\*表中有"/"符号的, 分子为B14安装尺寸,分母为B5安装尺寸。

\* The table with "/" symbol, molecular size for the B14 installation, the denominator of B5 mounting dimensions.